

HOW TO SET UP FAMILY SHARING USING YOUR iPhone

1  Go to **Settings** from your Home Screen

iOS 10.2 or earlier:

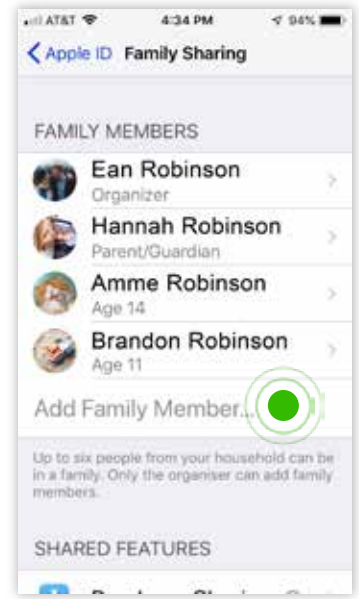
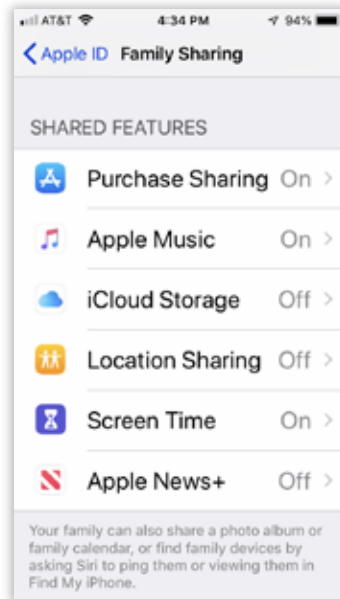
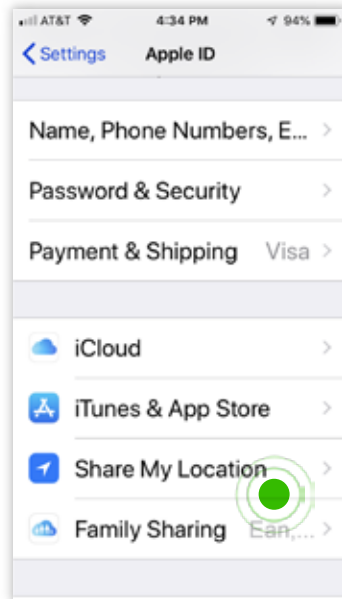
2 Tap [your name]

iOS 11 or later:

3 Tap Set Up Family Sharing

4 Tap Features To Share

5 Add Family Members



What Does Family Sharing Do? Members of the family can:

- **Share** a photo album in the Photos App
- **Share** a calendar so everyone view, add, or change events
- **Share** your location with the other members of your family
- **Set up** the iOS 12 feature Screen Time on children's devices
- **Set up** an iCloud account for children under 13 in your household
- **Locate** a misplaced device

