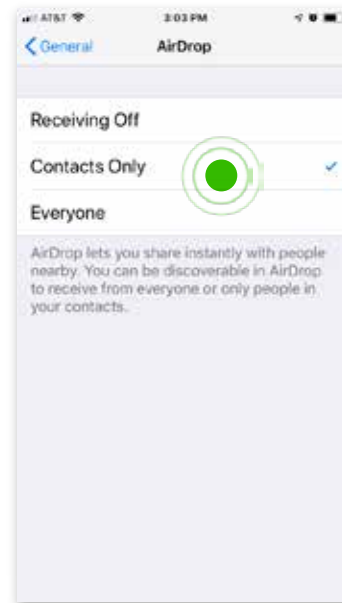


# How to Set Up AirDrop Parental Controls

**1**  **Go to Settings** from your Home Screen, and select **General**

**2** **Set Limits for AirDrop**

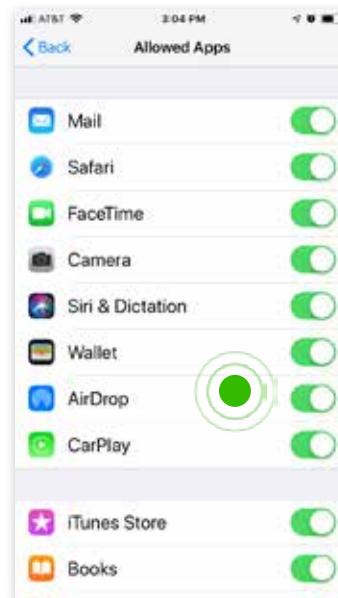
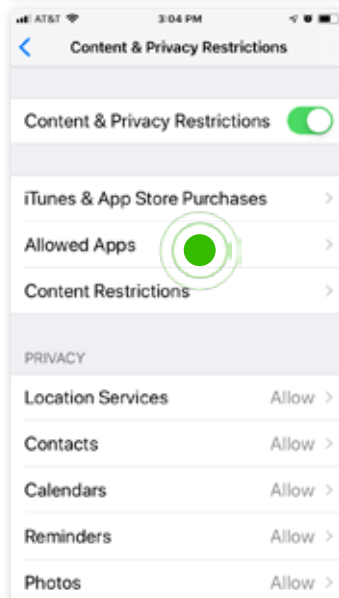


- **“Receiving Off”** will block all files
- **“Contacts Only”** to receive files from someone you know and trust.

**AirDrop doesn't need to be running all the time.** You can turn it on whenever you need it.

**3****Shut** AirDrop OffGo to **Settings**

- **Select** "Screen Time"
- **Select** "Content & Privacy Restrictions"
- **Hit** "Allowed Apps."
- **Scroll down** and turn AirDrop off.



**To prevent your technologically-savvy child from overriding your parental settings,** you can set a passcode by going to the last Settings option: "Use Screen Time Passcode."

