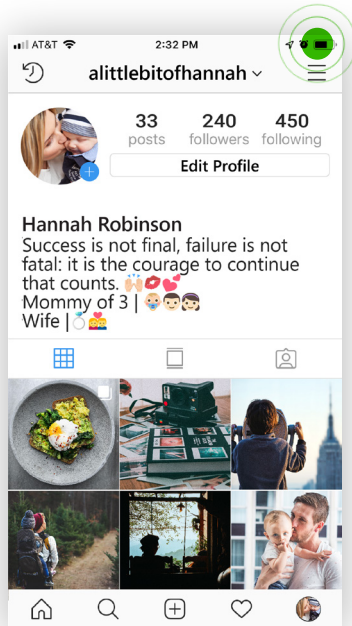


Control the Comments You See on Instagram

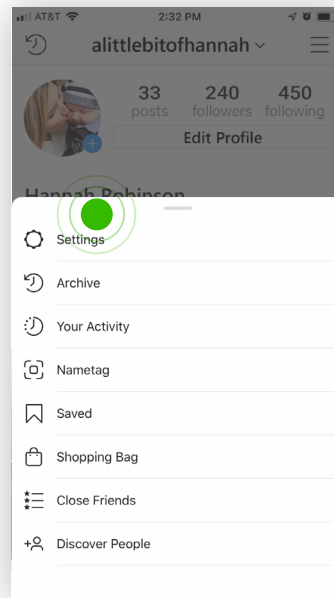
1

Go to your profile and tap the three lines in the upper right-hand corner.



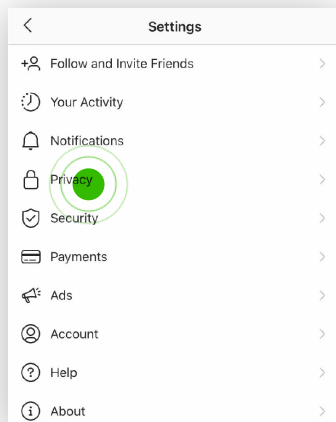
2

Tap Settings once it appears from the bottom of the screen.



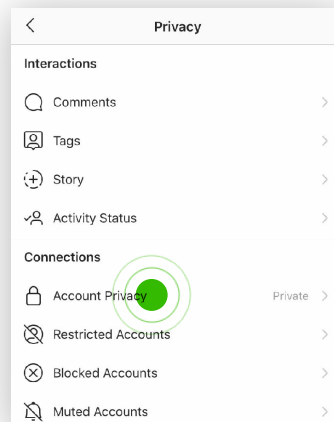
3

Tap Privacy



4

Tap Account Privacy

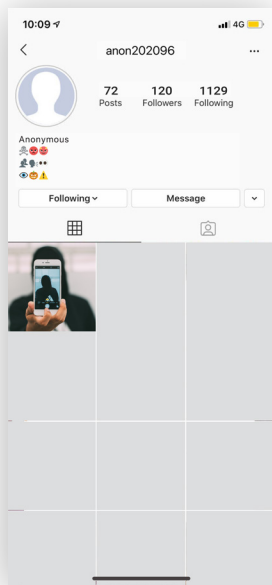


From there, you can enable a private account if it's not private already.

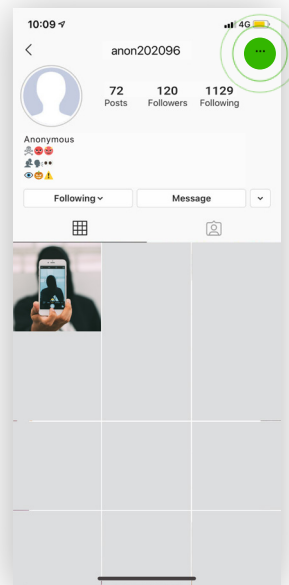


Blocking or Reporting Cyberbullies on Instagram

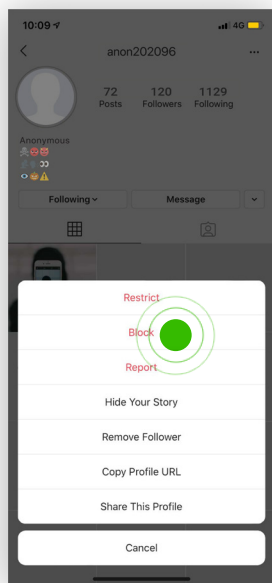
1 Visit their profile.



2 Tap the 3 dots in the upper right hand corner.



3 Tap Block and/or Report.



Instagram will not notify these users you've removed them, but they'll no longer see your child's posts.

You can:

- Block them from your child's feed.
- Report them to Instagram if they are bullying or posting inappropriate material.
- Mute them if you don't want to see their posts.