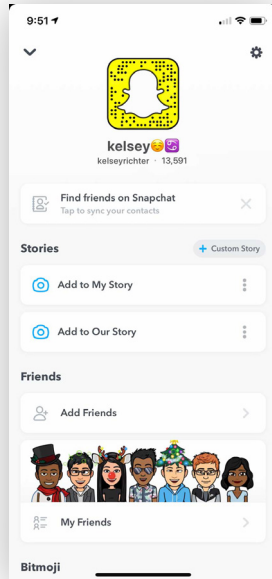
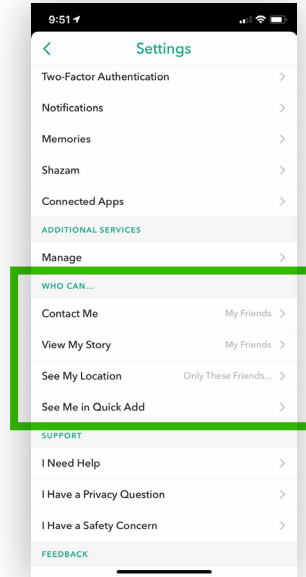


Basic Snapchat Parental Controls

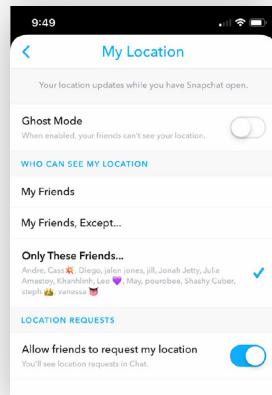
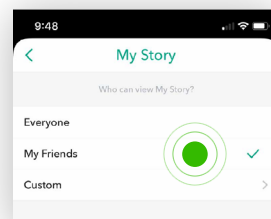
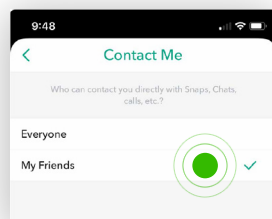
1 Tap the **gear icon** in the upper-righthand corner of the profile.



2 Scroll to the **Who Can** section.



3 Under **Contact Me** select **My Friends**.

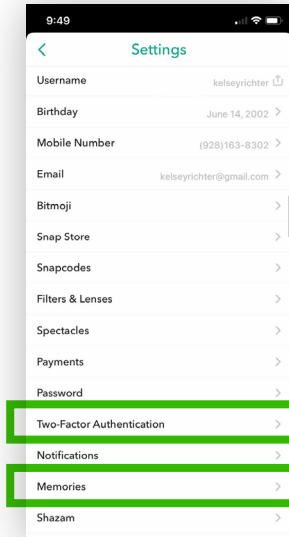


Also under **Contact Me**, you can decide who is able to **View My Story**

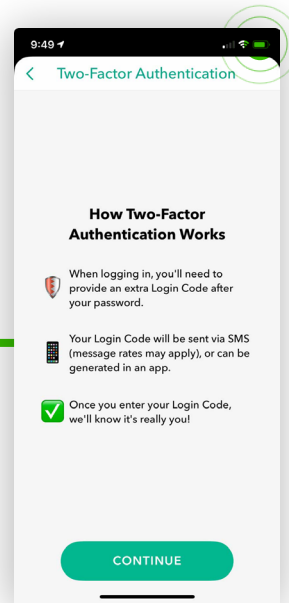
Under **See My Location** you can decide if your child's friends can see their location.

4

Under **Settings**, you have access to **Two-Factor Authentication (2FA)** and **Memories**



Set up **Two-Factor Authentication** here for added account security



Most people don't know about a folder called "For My Eyes Only" where users can save snaps. You can see if this folder is enabled by looking in **Memories**

